

Hemostasis

Solutions for Effective Hemostatic Therapy



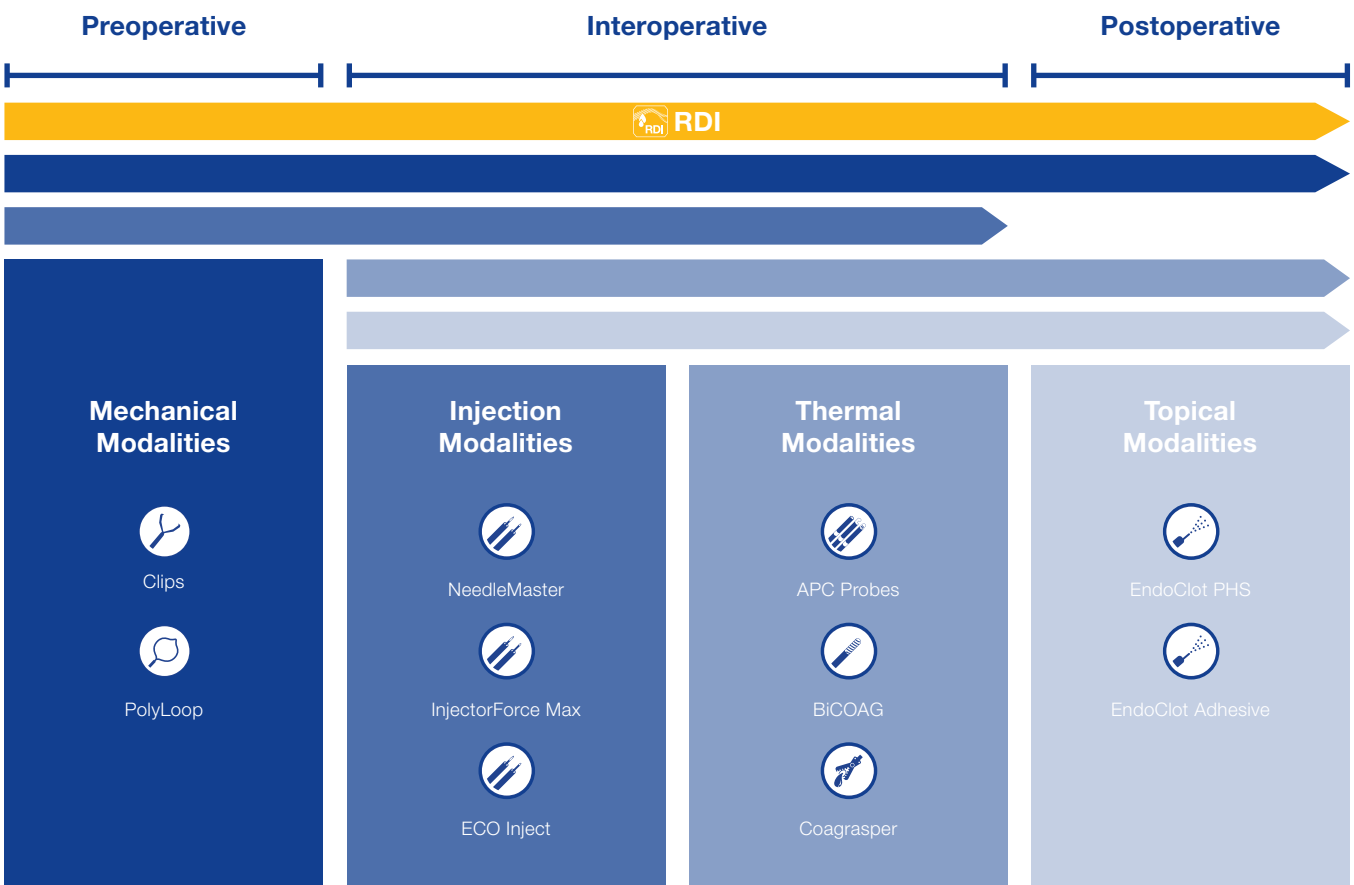
Overview

Solutions for Effective Hemostatic Therapy

Our Comprehensive Gastrointestinal Bleeding Management Solutions

Endoscopic hemostasis of gastrointestinal bleeding can be accomplished by various means. Olympus has a long-established history of innovative and reliable hemostasis devices. By offering the widest range of hemostasis products, we aim to help you to rapidly and effectively treat each and every bleed. Whether preoperative, intraoperative or postoperative bleeding, our portfolio can support you in every situation.

Learn more about our advanced technologies, tools and devices for bleeding identification, mechanical, thermal, injection and topical therapy and more.



Mechanical Therapy

Solutions for Effective Hemostatic Therapy

QuickClip Pro

For Effective and Precise Hemostasis

QuickClip Pro enables reliable and easy mechanical hemostasis of upper and lower gastrointestinal bleeding.

Open-and-Close Function

- Facilitates correct positioning prior to deployment.

Full Rotation

- Provides accurate control in orienting the clip to the target side.

Wide, Adjustable Opening

- Allows firm grasp on the right amount of tissue.

Unique Sheath Design

- Enables smooth insertion and responsive handling, even with complex endoscope angulation.

Resilient Clip Arm

- Resists bending due to tough clip-arm material.



Retentia

Disposable Hemoclip

3 Different Opening Widths

- Available in 9 mm, 12 mm and 16 mm to suit different clinical cases.
- Color coding.

Short Tail

- For improved visualization and clip placement.

Reliable Performance During Angulation

- PTFE coating for optimal sliding, ensuring smooth insertion and extraction, even in sharply angulated positions.

Intuitive Operation

- Controlled 360° rotation and reopening capability to support precise clip positioning and placement.
- One-step deployment to simplify the clip release.
- Sheath markings to aid clip insertion and extraction.



EZ Clip

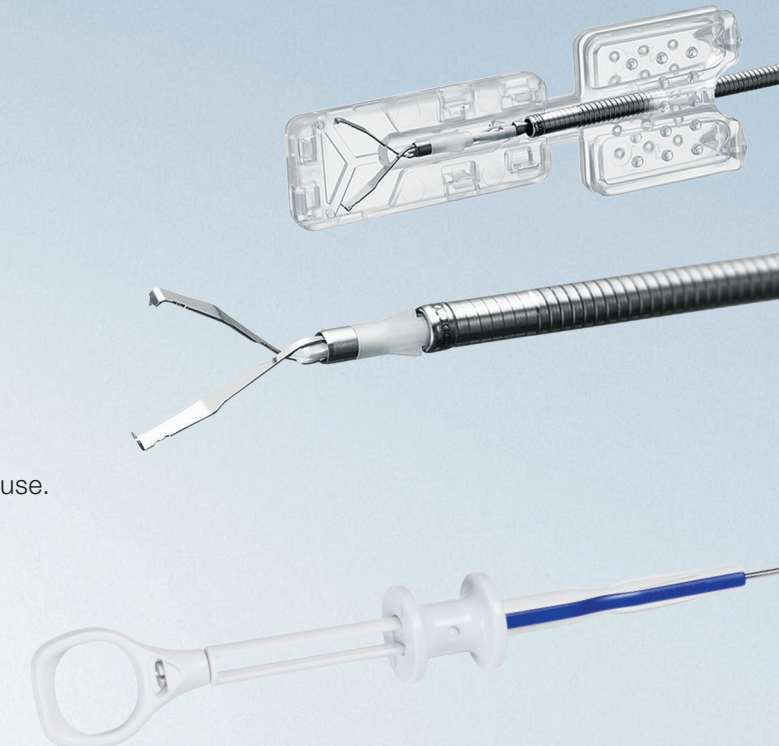
Clips for Single-Use and Reusable Clip

Applicators

- Fast and effective mechanical hemostasis.
- Variety of clips to suit all applications.
- Rotatable for easier targeting.
- Sterile cartridge-housed clips.
- 90° and 135° jaw angles available.
- Colored cartridges to easily distinguish each clip.

Single-Use Clip Applicator

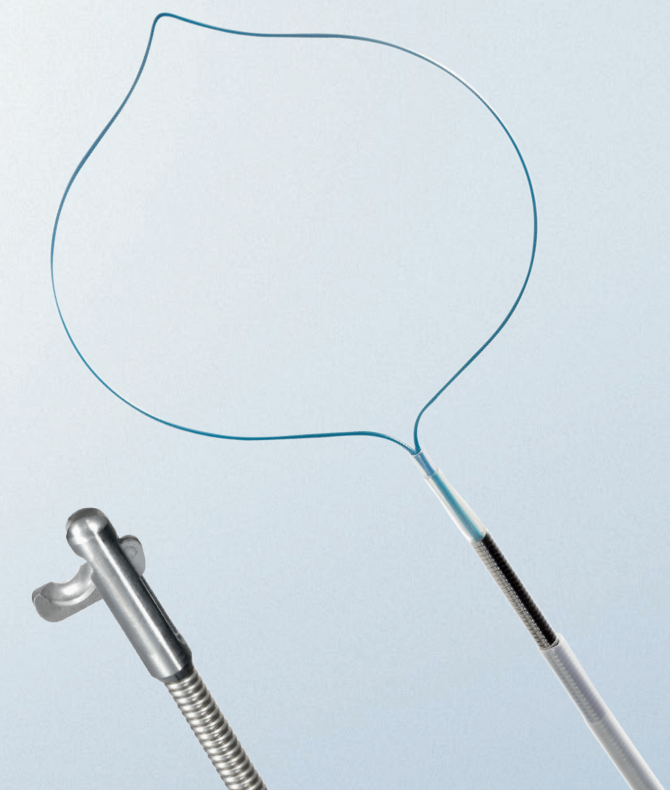
- Single use, eliminates the reprocessing procedure after use.
- Easy attachment of the clips.
- Clips reloadable during one clinical case.
- Compatible with all EZ Clip products (HX-610 series).
- Rotation function for easy targeting.
- Three working lengths available.



PolyLoop

Single-Use Ligation Device

- Convenient and effective for the prevention of bleeding during and after polypectomy.
- Nylonloop ligation keeps tissue damage to a minimum.
- 30 mm diameter opening enables ligation of large polyps.
- FS-410U singleuse loop cutter is required if deployment is unsatisfactory.



Thermal Therapy

Solutions for Effective Hemostatic Therapy


Coagrasper

Single-Use Electrosurgical Hemostasis Forceps

- Primarily to support endoscopic submucosal dissection with fast and reliable hemostasis.
- Cups boast a unique antislip construction.
- Rotatable design allows precise targeting of bleeding point.
- A dedicated lower GI Coagrasper has a smaller distal cup to suit the thinner mucosal wall.



Tapered tip for precise approach



Coagrasper G

BiCoag

Bipolar Coagulation Probe

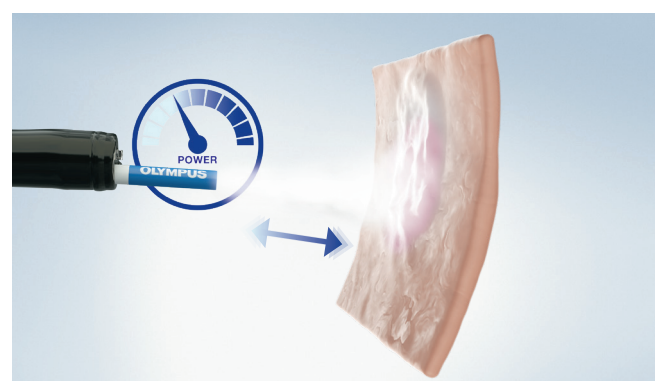
- Rounded tip enables coagulation at various angles.
- Central lumen for irrigation.
- Optimal tubing stiffness transmits pressure for optimum tamponade.
- Coaxial and fixed-pin connectors available.



Bipolar spiral tip

APC Probes

- Argon plasma coagulation is a noncontact technique providing an operative distance from probe to tissue from 2 to 8 mm. The probes work in conjunction with a compatible Olympus argon plasma coagulation unit and a compatible Olympus electrosurgical generator.



APC Probes

ESG-300

Highest Safety Meets Outstanding Effectiveness

- Fast Spark Monitor for the automatic regulation of cutting power. With High Power Cut Support for immediate spark ignition and a Leakage Protection Sensor for maximum safety. Create individual settings and procedures.

Cut Modes

- PureCut, PulseCut Slow and Fast, BlendCut.

Coagulation Modes

- SoftCoag, SprayCoag, ForcedCoag, PowerCoag.

Argon Plasma Unit (APU)

- APU-300 can be used in combination with ESG-300 to provide advanced, superficial hemostasis. It supports consistent and safe hemostasis with reduced carbonization.



ESG-300 and APU-300

Wireless Foot Switch

No Strings Attached

- Allows safe placement in the endoscopy room.
- Hands-free toggling of procedure settings.



Wireless Foot Switch

Injection Therapy

Solutions for Effective Hemostatic Therapy

NeedleMaster

Single-Use Injection Needle with Exceptional Injection Performance

With the NeedleMaster, Olympus introduces another high-quality needle – taking needle injection to an even higher level with improved features.

Excellent Puncture Performance

- The three-bevel needle tip design enables significantly easier punctures within the gastrointestinal tract.

High Flow Lumen

- A larger lumen allows smooth injection of high-viscosity liquids with light force, a definite advantage in facilitating Electro Surgical Device procedures.

Resilient Tube Sheath

- The new sheath material retains its original shape, allowing the needle to be extended easily with light force, even if the sheath is kinked.

User-Friendly Handle Design

- For a better grip, the handle has been redesigned and now features a roughly textured non-slip surface, facilitating single-handed operation.



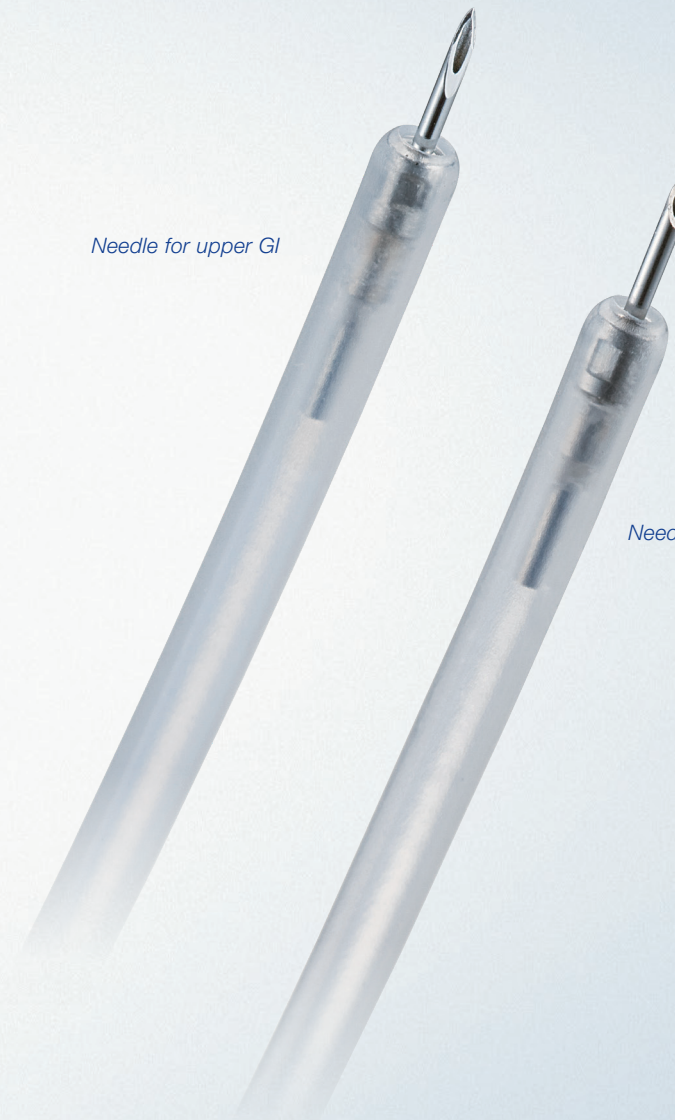
InjectorForce Max

Single-Use Injection Needle

- Exceptional piercing capability.
- Different needle bevels to suit both upper and lower GI mucosa.
- Extra-stiff sheath to enhance penetration and prevent kinking.
- Wide variation of needle lengths and gauge sizes.
- Audible and tactile click response confirms needle extension and retraction.

Needle for upper GI

Needle for lower GI



Topical Therapy

Solutions for Effective Hemostatic Therapy




EndoClot Polysaccharide Hemostatic System (PHS) and EndoClot Adhesive (ECA) Offer Advanced Hemostasis Control for GI Endoscopy

Applicator

The applicator is comprised of a powder/air mixing chamber, a delivery catheter, and a connecting tube.

- Provides control of delivery.
- Anti-reflux design to prevent occlusion.
- Effective for use in hard to reach areas.



Air Compressor

The EndoClot Air Compressor provides consistent air pressure to propel powder to the bleeding site.

- Small and portable so that it can be used anywhere.
- Operates on rechargeable batteries or A/C power.
- A consistent flow of air helps prevent the whiteout effect common with CO₂ propellant.



EndoClot PHS

Advanced Powder Hemostat with AMP Particles

- Application during or at the end of a procedure.
- Used in combination with other conventional techniques, e.g., clips.
- For large and diffuse bleeds including those occurring in peptic ulcers, post-biopsy, polypectomy, tumor bleeding, post-EMR and ESD.
- Ability to easily irrigate with water.



EndoClot PHS powder chamber

EndoClot Adhesive

Advanced Powder Hemostat with AHP Particles

- Application at the end of the procedure.
- Reduces the risk of rebleeding.
- Prophylaxis/closure after EMR and ESD.
- Seals and protects the wound for up to three days.
- Forms a gelled, adhesive matrix.



EndoClot Adhesive

Absorbable Modified Polymers (AMP)

AMP particles work by absorbing water from blood. The dehydration process causes a high concentration of platelets, red blood cells and coagulation proteins. This process helps accelerate the body's clotting cascade.

- AMP particles are biocompatible, non-pyrogenic and starch derived and contain no animal or human components.
- The ability to easily irrigate with water during the procedure provides flexibility for use at any time for bleeding control.

Adhesive Hemostatic Polymer (AHP)

AHP particles form a gelled, adhesive matrix which provides a mechanical barrier to seal and protect the wound site when in contact with blood or GI fluids.

- AHP particles are synthetic polymer.
- AHP particles are nondegradable by human enzymes and will be eliminated out of the GI tract with stool.
- AHP particles are hydrophilic and adhesive.
- EndoClot Adhesive seals and protects the wound over several days (up to three days).

Endoscopy System

Solutions for Effective Hemostatic Therapy

EVIS X1

Elevating the Standard of Endoscopy

EVIS X1 introduces a range of new, easy-to-use technologies that aim to revolutionize the way gastrointestinal disorders can be detected, characterized and treated. We want to support every endoscopist. In every procedure. Every day.



EVIS X1 combined with OIP-1

Red Dichromatic Imaging (RDI)

The Safeguard for Endoscopic Therapy

- RDI is designed to enhance the visibility of deep blood vessels and bleeding sources.
- Easier identification of bleeding spots makes hemostasis quicker and easier. This helps to reduce the stress of the physician during endoscopic therapy.



Scope tip showing the three RDI light array

EDOF Scopes

Our Latest Generation Videoscopes for Both Upper and Lower GI

- The Extended Depth of Field (EDOF) technology combines images captured in near view with those taken in far view to generate an image with greater clarity and richer detail.
- Thanks to EDOF technology, the GIF-EZ1500 and the CF-EZ1500DL/I can approach as close as 3 mm to the subject in normal focus mode, providing a clear, sharp view that may reduce the need to adjust the focus in routine use.
- They offer high magnification when the Near Focus mode is engaged via a simple scope switch, supporting better observation of details.



GIF-EZ1500

OFP-2 Flushing Pump

With its powerful but controllable peristaltic pump, OFP-2 will irrigate fluid via either the instrumentation or auxiliary water channel of Olympus endoscopes.

The OFP-2 Facilitates Two Main Functions:

- The washing of gastric and colonic mucosa resulting in improved visualization, diagnosis and therapy during endoscopic procedures.
- The use of trans-endoscopic ultrasound probes by providing rapid filling of the organ to be examined.



OFP-2 flushing pump

Hemostasis – Solutions for Effective Hemostatic Therapy

As medical knowledge is constantly growing, technical modifications or changes of the product design, product specifications, accessories and service offerings may be required.



OLYMPUS MEDICAL SYSTEMS CORP
2951 Ishikawa-cho, Hachioji-shi, Tokyo 192-8507, Japan
www.olympus-global.com

EndoClot PHS

Advanced powder hemostat with AMP Particles

- Application during or at the end of a procedure
- Used in combination with other conventional techniques, e.g., clips.
- For large and diffuse bleeds including those occurring in peptic ulcers, post-biopsy, polypectomy, tumor bleeding, post EMR and ESD
- Ability to easily irrigate with water



EndoClot PHS

EndoClot Adhesive

Advanced powder hemostat with AHP Particles

- Application at the end of the procedure
- Reduces risk of rebleeding
- Prophylaxis/closure after EMR and ESD
- Seals and protects the wound for up to three days
- Forms a gelled, adhesive matrix



EndoClot Adhesive

EndoClot Air Compressor

Provides consistent air pressure to propel powder to the bleeding site

- Consistent air pressure provides more control of powder delivery
- Small and portable so that it can be used anywhere
- Operates on rechargeable batteries or A/C power
- A consistent flow of air helps prevent the white out effect common with CO² propellant



EndoClot Air Compressor



EndoClot PHS Applicator

Mechanical Therapy

Solutions for Effective Hemostatic Therapy

QuickClip Pro

For Effective and Precise Hemostasis

QuickClip Pro enables reliable and easy mechanical hemostasis of upper and lower gastrointestinal bleeding.

- **Open-and-Close Function**

Facilitates correct positioning prior to deployment

- **Full Rotation**

Provides accurate control in orienting the clip to the target side

- **Wide, Adjustable Opening**

Allows firm grasp on the right amount of tissue

- **Unique Sheath Design**

Enables smooth insertion and responsive handling,
even in complex endoscope angulation

- **Resilient Clip Arm**

Resists bending due to tough clip-arm material



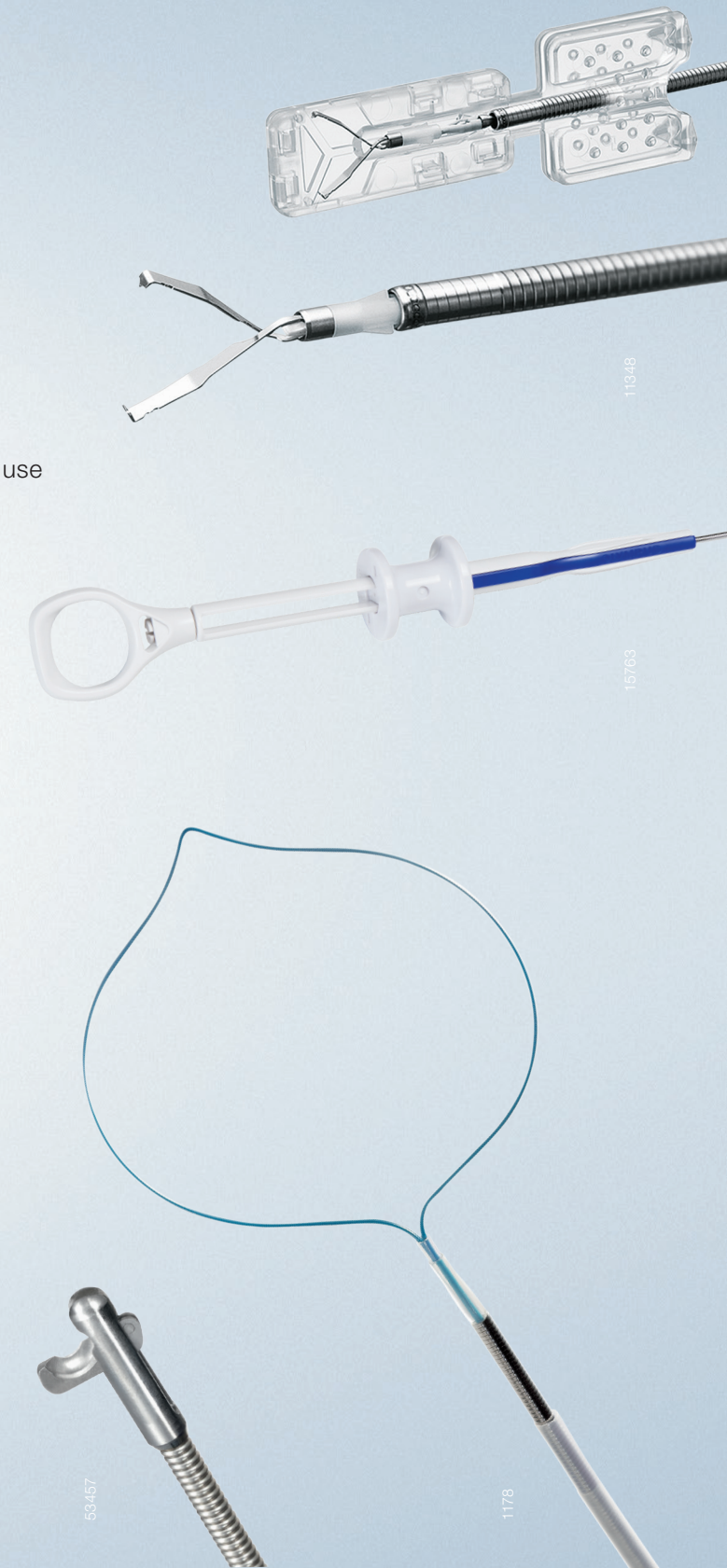
EZ Clip

Clips for Single-Use and Reusable Clip Applicators

- Fast and effective mechanical hemostasis
- Variety of clips to suit all applications
- Rotatable for easier targeting
- Sterile cartridge-housed clips
- 90° and 135° jaw angles available
- Colored cartridges to easily distinguish each clip

Single-Use Clip Applicator

- Single-use, eliminates the reprocessing procedure after use
- Easy attachment of the clips
- Clips reloadable during one clinical case
- Compatible with all EZ Clip products (HX-610 series)
- Rotation function for easy targeting
- Three working lengths available



PolyLoop

Single-Use Ligation Device

- Convenient and effective for the prevention of bleeding during and after polypectomy
- Nylon-loop ligation keeps tissue damage to a minimum
- 30 mm diameter opening enables ligation of large polyps
- FS-410U single use loop cutter is required if deployment is unsatisfactory